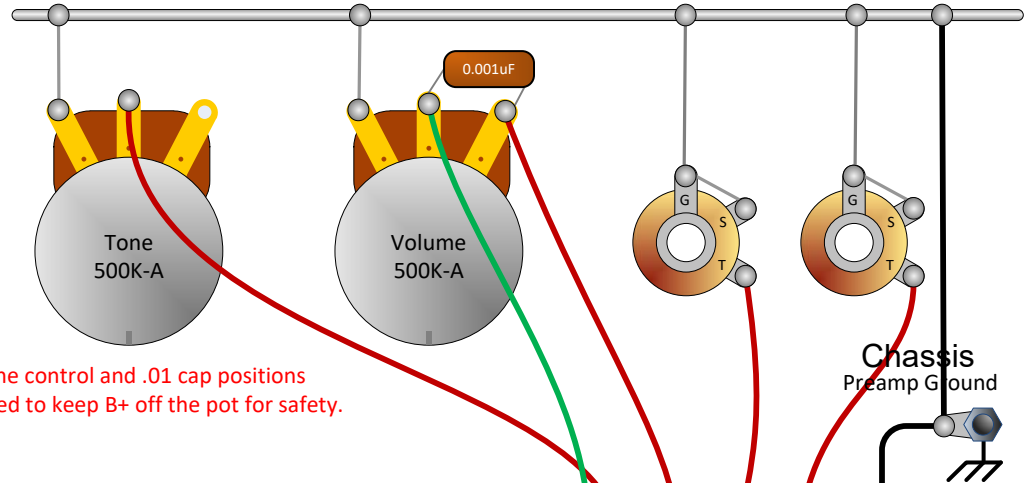
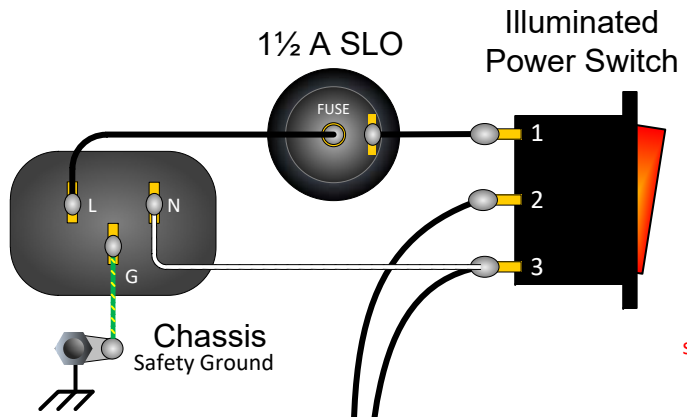


\*\*\* Swap positions with Tone control and .01 cap to keep B+ off the pot for safety.

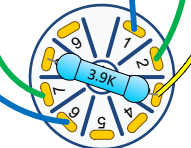
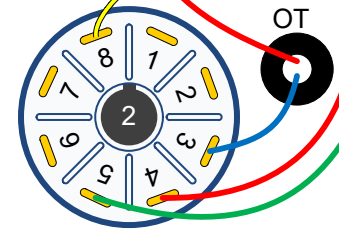
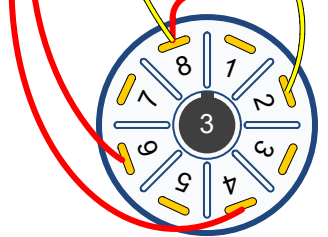
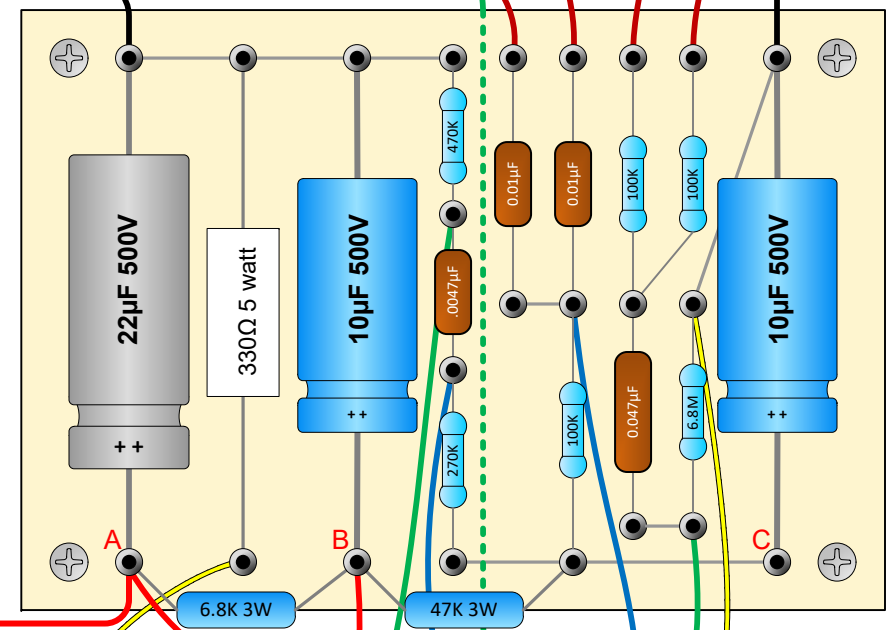
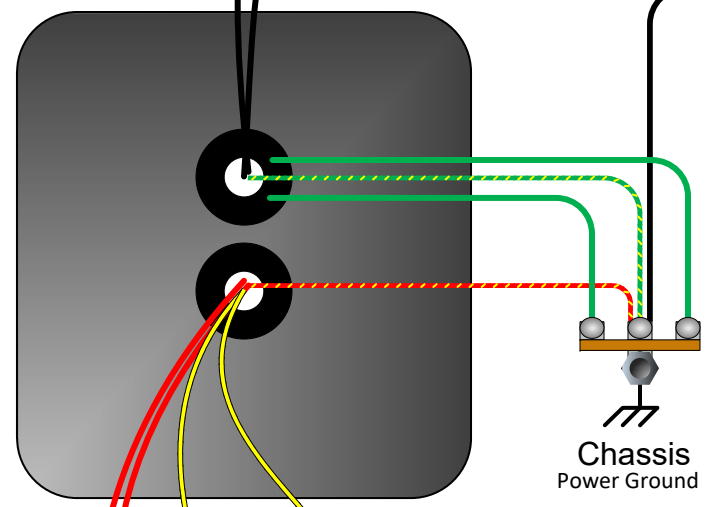
Supro Model 56606

# Supro Model S-6606

Sluckey 04/30/2021



Tone control and .01 cap positions swapped to keep B+ off the pot for safety.



# DRILL GUIDE

## INSTRUCTIONS FOR USING DRILL GUIDE

⊕ Turret --- drill size is 3/32"

⊕ Standoff – drill size to fit

⊕ Hole for wire pass thru – drill size to fit

----- Dashed lines are underboard jumpers

Board size is 3 1/8" X 4 1/2". Print this drill guide FULL SIZE on letter sized paper. Measure the board length of the printout to verify it is 4 1/2". Attach to blank board using double sided carpet tape or spray adhesive. Use a center punch to put a mark at the cross hairs of each turret, standoff, and hole. Use a 3/32" drill bit to drill all holes. Then enlarge holes as needed for screws and wire pass thru.

